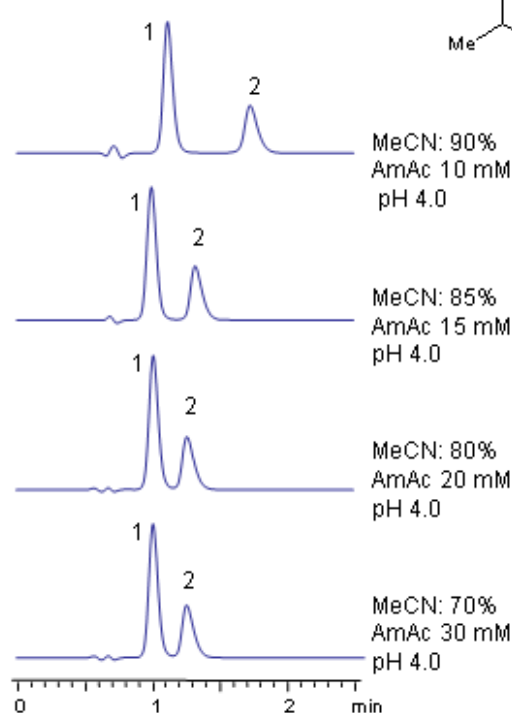
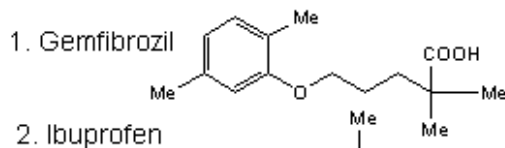


HPLC Analysis of Gemfibrozil and Ibuprofen Using Mixed-Mode Chromatography

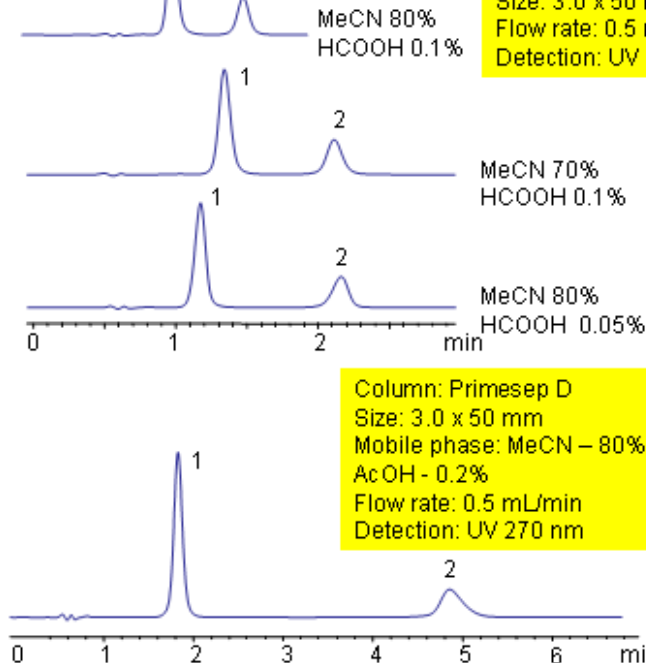
<https://sielc.com/Application-HPLC-Analysis-of-Gemfibrozil-and-Ibuprofen-Using-Mixed-Mode-Chromatography>

Chromatogram

Column: Primesep B2
Size: 3.0 x 50 mm
Flow rate: 0.5 mL/min
Detection: UV 270 nm



Column: Primesep D
Size: 3.0 x 50 mm
Flow rate: 0.5 mL/min
Detection: UV 270 nm



Column: Primesep D
Size: 3.0 x 50 mm
Mobile phase: MeCN – 80%
Ac OH - 0.2%
Flow rate: 0.5 mL/min
Detection: UV 270 nm

Description

Gemfibrozil is used to lower cholesterol and triglyceride levels in the blood and Ibuprofen is a common over-the-counter painkiller. Fast separations of these two compounds are obtained on short 50 mm columns. Both Primesep B2 and Primesep D separate by a combination of anion exchange and reversed phase. Retention times on Primesep B2 can be adjusted by changing the percentage of acetonitrile. On Primesep D retention times can be changed by adjusting the percentage of acetonitrile and acetic acid in the mobile phase. The HPLC separations use a mobile phase of water, acetonitrile (MeCN, ACN), ammonium formate and acetic acid (HOAc) with UV detection at 270 nm.